



MODULOFLEX

QUICK
EASY

ONLINE CONFIGURATOR / VIDEO

WWW.MODULOFLEX.COM

We recommend to use our software to
easily generate an optimal drawing



PLATE



SUSPENSION



CONNECTOR



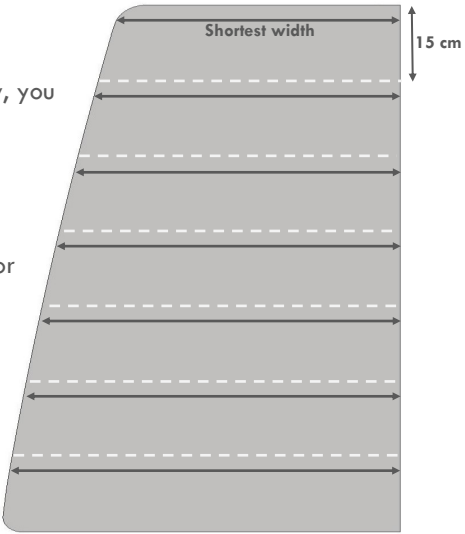
LOCKING
PLATE



DISASSEMBLING
TOOL


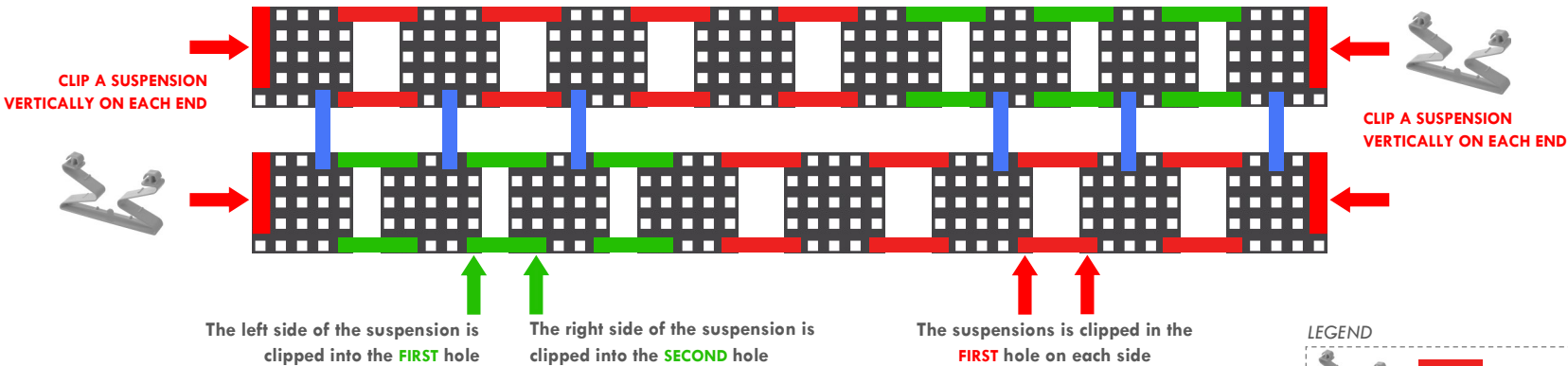
Start assembling the end row, you won't be disturbed by plates if you move backwards.

Measure the shortest width for each 15 cm row and find the corresponding drawing or shorter in the following list.



COLOUR CODE INDICATES THE SPACE BETWEEN PLATES

GREEN : 28 mm SPACE BETWEEN PLATES RED : 50 mm SPACE BETWEEN PLATES




Connect rows after assembling, with connectors, using available holes which are in alignment

DRAWINGS OF ASSEMBLED ROWS

24 cm		92 cm		138 cm		184 cm	
26 cm		94 cm		140 cm		186 cm	
37 cm		96 cm		142 cm		189 cm	
39 cm		98 cm		145 cm		191 cm	
41 cm		101 cm		147 cm		193 cm	
50 cm		103 cm		149 cm		195 cm	
52 cm		105 cm		151 cm		197 cm	
54 cm		107 cm		153 cm		200 cm	
57 cm		109 cm		156 cm		202 cm	
63 cm		112 cm		158 cm		204 cm	
65 cm		114 cm		160 cm		206 cm	
68 cm		116 cm		162 cm		208 cm	
70 cm		118 cm		164 cm		211 cm	
72 cm		120 cm		167 cm		213 cm	
76 cm		123 cm		169 cm		215 cm	
79 cm		125 cm		171 cm		217 cm	
81 cm		127 cm		173 cm		219 cm	
83 cm		129 cm		175 cm		222 cm	
85 cm		131 cm		178 cm		224 cm	
87 cm		134 cm		180 cm		226 cm	
90 cm		136 cm		182 cm		228 cm	


FIRMNESS ZONES



FASTENING



EASY ACCESS TO STORAGE



DISASSEMBLING TOOL

